



Department of Health and Social Services

Karleen Jackson, PhD, Commissioner
Jay C. Butler, MD, Chief Medical Officer

3601 C Street, Suite 540
Anchorage, AK 99503

<http://www.epi.alaska.gov>

Division of Public Health

Beverly Wooley, Director

Local (907) 269-8000
24 Hour Emergency 1-800-478-0084

Editors:

Joe McLaughlin, MD, MPH
Bradford D. Gessner, MD, MPH

Bulletin No. 08 March 20, 2008

Summary of HIV Infection — Alaska, 1982–2007

Cumulative HIV Cases Reported in Alaska

From January 1, 1982 through December 31, 2007, 1,206 cases of human immunodeficiency virus (HIV) infection were reported to the Alaska Section of Epidemiology, including 37 cases with a first known HIV diagnosis in 2007. The number of people living with HIV continues to increase as new infections occur and people with infection live longer (Figure 1).

Of the 1,206 cases reported,

- 974 (81%) were male,
- 700 (58%) were white,
- the median age was 34 years (range: <1–75 years),
- the most common exposure category was men who have sex with men (MSM),
- 849 (70%) had a diagnosis of acquired immune deficiency syndrome (AIDS),
- 417 (35%) were known to have died as of December 31, 2007, and
- 727 had their first known diagnosis in Alaska.

Recent HIV Cases Diagnosed in Alaska

From January 1, 2003 through December 31, 2007, 190 cases of HIV infection with first known diagnosis in Alaska were reported.

Of the 190 cases reported,

- 143 (75%) were male,
- 87 (46%) were white,
- the median age was 38 years (range: 1–71 years),
- the most common exposure category was MSM,
- 71 (37%) had a diagnosis of AIDS, and
- 13 (7%) were known to have died as of December 31, 2007.

Earlier Versus Recent HIV Cases Diagnosed in Alaska

From January 1, 1982 through December 31, 2002, 537 cases of HIV infection with a first known diagnosis in Alaska were reported. Figures 2, 3, and 4 compare earlier (1982–2002) to recent (2003–2007) HIV cases that were diagnosed in Alaska. Comparatively, a higher proportion of recent HIV cases diagnosed in Alaska are in older individuals (Figure 2), individuals reporting heterosexual contact as their identified exposure category (Figure 3), and non-whites (Figure 4).

Figure 1. Cumulative Number of HIV Cases and Known Deaths by Year of First Known HIV Diagnosis through December 31, 2007 (N=1,206)

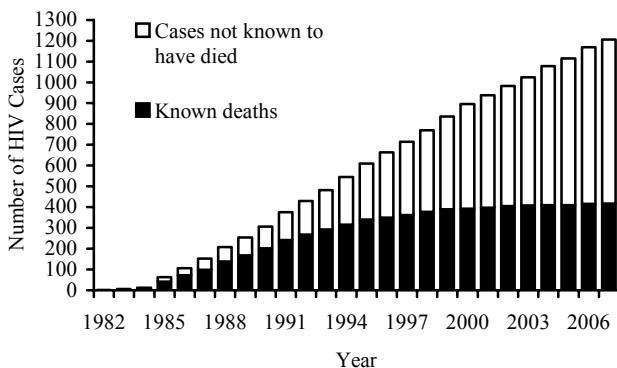


Figure 2. Percentage of Earlier (1982–2002) and Recent (2003–2007) HIV Cases Diagnosed in Alaska by Age at Diagnosis

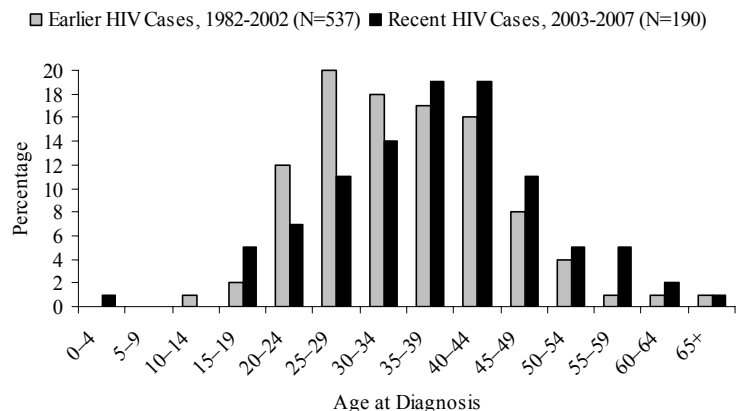


Figure 3. Percentage of Earlier (1982–2002) and Recent (2003–2007) HIV Cases Diagnosed in Alaska by Five Major Exposure Categories

■ Earlier HIV Cases, 1982–2002 (N=537)
■ Recent HIV Cases, 2003–2007 (N=190)

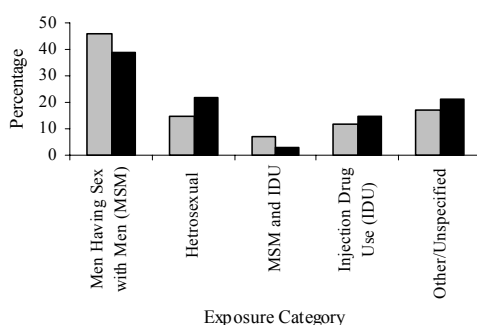


Figure 4. Percentage of Earlier (1982–2002) and Recent (2003–2007) HIV Cases Diagnosed in Alaska by Race/Ethnicity

■ Earlier HIV Cases, 1982–2002 (N=537)
■ Recent HIV Cases, 2003–2007 (N=190)

